















**MERCHANT
CAPITAL**

Monthly Indicative Bid Prices

Plan Name	Indicative Bid as at 1 May 2012 (This valuation is provided by the underlying bank and is therefore indicative and not guaranteed)	Initial Valuation Date	Final Valuation Date or Next Autocall Date (in yellow), whichever is first
 Arc Accelerated Income Plan 09	108.98	08 May 2009	09 May 2012
 Arc Bricks & Mortar Plan 3	97.15	31 March 2009	31 March 2015
 Arc Bricks & Mortar Plan	104.75	29 August 2008	31 August 2014
 Arc Bricks & Motar Plan 4	100.78	19 June 2009	19 June 2015
 Arc Bull & Bear Enhanced Investment Plan 2	112.90	28 May 2008	28 May 2014
 Arc Bull & Bear Enhanced Investment Plan 6	148.46	24 April 2009	17 April 2015
 Arc Bull & Bear Tracker 4	95.70	21 December 2007	23 December 2013
 Arc Bull & Bear Tracker Plan	106.31	16 May 2007	16 May 2013
 Arc Bull & Bear Tracker Plan 2	102.76	22 August 2007	22 August 2013
 Arc Bull & Bear Tracker Plan 3	95.37	31 October 2007	31 October 2013
 Arc Bull and Bear Enhanced Inv Plan (B&BT5)	113.75	28 March 2008	28 March 2014
 Arc Bull and Bear Enhanced Investment Plan 4	93.18	26 September 2008	26 September 2014
 Arc Enhanced Growth Plan	155.34	07 November 2008	07 November 2013
 Arc Enhanced Growth Plan 2	165.65	06 April 2009	07 April 2014
 Arc Fixed Income Plan 1 (Annual)	63.70	29 August 2007	29 August 2012

	Arc Fixed Income Plan 1 (Monthly)	57.65	29 August 2007	29 August 2012
	Arc Fixed Income Plan 10 (Monthly 0.57%)	102.00	06 February 2009	06 February 2014
	Arc Fixed Income Plan 11 (Annual 7.75%)	103.30	06 April 2009	07 April 2014
	Arc Fixed Income Plan 11 (Annual 8.75%)	105.15	06 April 2009	07 April 2014
	Arc Fixed Income Plan 11 (Monthly 0.63%)	104.00	06 April 2009	07 April 2014
	Arc Fixed Income Plan 11 (Monthly 0.71%)	103.78	06 April 2009	07 April 2014
	Arc Fixed Income Plan 12 (Monthly 0.60%)	105.35	12 June 2009	05 June 2014
	Arc Fixed Income Plan 12 (Monthly 0.65%)	104.74	12 June 2009	05 June 2014
	Arc Fixed Income Plan 14 (Monthly Cautious)	104.69	07 August 2009	26 September 2014
	Arc Fixed Income Plan 14 (Monthly High)	103.74	07 August 2009	26 September 2014
	Arc Fixed Income Plan 2 (Annual)	62.56	31 October 2007	31 October 2012
	Arc Fixed Income Plan 2 (Monthly)	56.50	31 October 2007	31 October 2012
	Arc Fixed Income Plan 3 (Annual 7.5%)	65.03	21 December 2007	21 December 2012
	Arc Fixed Income Plan 3 (Annual 9%)	66.46	21 December 2007	21 December 2012
	Arc Fixed Income Plan 3 (Monthly 0.61%)	61.84	21 December 2007	21 December 2012
	Arc Fixed Income Plan 3 (Monthly 0.73%)	63.46	21 December 2007	21 December 2012
	Arc Fixed Income Plan 4 (Annual 7.5%)	96.85	20 March 2008	20 March 2013

	Arc Fixed Income Plan 4 (Annual 9%)	78.52	20 March 2008	20 March 2013
	Arc Fixed Income Plan 4 (Monthly 0.61%)	96.20	20 March 2008	20 March 2013
	Arc Fixed Income Plan 4 (Monthly 0.73%)	77.25	20 March 2008	20 March 2013
	Arc Fixed Income Plan 5 (Annual 7.5%)	105.63	28 May 2008	29 May 2013
	Arc Fixed Income Plan 5 (Annual 9%)	105.85	28 May 2008	28 May 2013
	Arc Fixed Income Plan 5 (Monthly 0.60%)	99.50	28 May 2008	31 May 2013
	Arc Fixed Income Plan 5 (Monthly 0.73%)	97.00	28 May 2008	30 May 2013
	Arc Fixed Income Plan 8 (Annual 7.4%)	107.31	31 October 2008	31 October 2013
	Arc Fixed Income Plan 8 (Annual 8.5%)	108.80	31 October 2008	31 October 2013
	Arc Fixed Income Plan 8 (Monthly 0.60%)	103.44	31 October 2008	31 October 2013
	Arc Fixed Income Plan 8 (Monthly 0.69%)	103.40	31 October 2008	31 October 2013
	Arc Fixed Income Plan 9 (Annual 7.4%)	106.46	19 December 2008	19 December 2013
	Arc Fixed Income Plan 9 (Annual 8.5%)	107.32	19 December 2008	19 December 2013
	Arc Fixed Income Plan 9 (Monthly 0.60%)	104.37	19 December 2008	19 December 2013
	Arc Fixed Income Plan 9 (Monthly 0.69%)	103.76	19 December 2008	19 December 2013
	Arc Quad Tracker Plan 09 3 Years	136.63	07 August 2009	31 July 2012
	Arc Quad Tracker Plan 09 5 Years	138.50	07 August 2009	31 July 2014

	Arc Stepped Kick Out Plan 1	54.68	26 October 2007	26 October 2012
	Arc Stepped Kick-Out Plan 2	59.37	21 December 2007	21 December 2012
	Arc Stepped Kick-Out Plan 3	94.82	04 April 2008	28 March 2013
	Arc Stepped Kick-Out Plan 4	89.11	28 May 2008	29 May 2012
	Dawnay Day Quantum Protected Commodities Turbo 4	107.74	27 April 2007	29 April 2013
	DDQ Enhanced China Portfolio	84.54	18 July 2008	18 July 2014
	DDQ European Stockmarket Maximiser	43.52	20 July 2007	22 July 2013
	DDQ European Stockmarket Maximiser 2	46.28	14 September 2007	16 September 2013
	DDQ European Stockmarket Maximiser 3	66.35	14 March 2008	14 March 2014
	DDQ Global Water Portfolio	106.85	19 September 2008	19 September 2014
	DDQ Protected Agricultural Commodities 1	136.70	30 November 2007	30 November 2012
	DDQ Protected Agricultural Commodities 2	116.25	01 February 2008	01 August 2013
	DDQ Protected Agricultural Dynamo	112.31	29 April 2008	28 October 2013
	DDQ Protected China & Japan Portfolios - China	97.28	16 March 2007	18 March 2013
	DDQ Protected China & Japan Portfolios - Japan	95.69	16 March 2007	18 March 2013
	DDQ Protected China Portfolio	98.08	18 July 2008	18 July 2014
	DDQ Protected Commodities Accelerator 10	94.49	07 July 2008	07 January 2014


















	DDQ Protected Commodities Accelerator 6	105.69	01 December 2006	03 December 2012
	DDQ Protected Commodities Accelerator 7	107.86	27 April 2007	29 April 2013
	DDQ Protected Commodities Accelerator 8	100.75	30 November 2007	30 November 2012
	DDQ Protected Commodities Accelerator 9	96.40	29 April 2008	28 October 2013
	DDQ Protected Commodities Dynamo	90.00	29 April 2008	28 October 2013
	DDQ Protected Commodities Dynamo 2	86.25	07 July 2008	07 January 2014
	DDQ Protected Commodities Turbo 3	107.79	01 December 2006	03 December 2012
	DDQ Protected Japan Multiplier	97.77	14 July 2006	16 July 2012
	Fixed Income Plan 15 Monthly 0.50%	98.97	11 September 2009	13 October 2014
	Frontier Multi Asset Diversified Plan	75.85	13 June 2008	24 July 2013
	IDAD Uk Income Plan (Annual)	108.00	17 December 2008	17 December 2014
	IDAD Super 12 Bonus Plan	65.30	28 April 2008	02 May 2012
	IDAD Uk Income Plan (Monthly)	104.87	17 December 2008	17 December 2014
	Keydata Accumulating Investment Plan	145.80	30 January 2003	30 January 2013
	Keydata Capital Protected Bonus Plan	128.40	15 May 2009	15 May 2015
	Keydata Capital Protected Growth Plan 1	104.39	12 September 2008	12 September 2014
	Keydata Dynamic Growth Plan 14	91.04	19 January 2007	19 July 2012

	Keydata Dynamic Growth Plan 15	95.18	14 March 2007	14 September 2012
	Keydata Dynamic Growth Plan 16	99.61	30 April 2007	28 December 2012
	Keydata Dynamic Growth Plan 17	95.93	08 June 2007	08 February 2013
	Keydata Dynamic Growth Plan 18	109.30	03 August 2007	05 August 2013
	Keydata Dynamic Growth Plan 19	100.30	28 September 2007	28 March 2013
	Keydata Dynamic Growth Plan 20	104.00	28 November 2007	28 November 2013
	Keydata Dynamic Growth Plan Plus - Issue 1 (25 Jan)	101.50	25 January 2008	26 January 2013
	Keydata Dynamic Growth Plan Plus - Issue 1 (8 Jan)	95.60	08 January 2008	08 January 2013
	Keydata Dynamic Growth Plan Plus - Issue 10	132.30	12 September 2008	12 September 2014
	Keydata Dynamic Growth Plan Plus - Issue 2 (25 Jan)	116.88	25 January 2008	27 January 2014
	Keydata Dynamic Growth Plan Plus - Issue 2 (8 Jan)	103.75	08 January 2008	08 January 2014
	Keydata Dynamic Growth Plan Plus - Issue 3	104.20	07 March 2008	07 March 2013
	Keydata Dynamic Growth Plan Plus - Issue 4	121.20	07 March 2008	07 March 2014
	Keydata Dynamic Growth Plan Plus - Issue 5	97.45	25 April 2008	25 April 2013
	Keydata Dynamic Growth Plan Plus - Issue 6	107.85	25 April 2008	25 April 2014
	Keydata Dynamic Growth Plan Plus - Issue 7	103.86	06 June 2008	06 June 2013
	Keydata Dynamic Growth Plan Plus - Issue 8	120.48	06 June 2008	06 June 2014

	Keydata Dynamic Growth Plan Plus - Issue 9	133.26	01 August 2008	01 August 2014
	Keydata Dynamic Growth Plan Plus - Special Edition Issue 1	101.61	08 January 2008	08 January 2013
	Keydata Dynamic Growth Plan Plus - Special Edition Issue 2	115.31	25 January 2008	25 January 2013
	Keydata Dynamic Growth Plan Plus Issue 11 Option 1	134.40	31 October 2008	31 October 2014
	Keydata Dynamic Growth Plan Plus Issue 11 Option 2	147.62	31 October 2008	31 October 2014
	Keydata Dynamic Growth Plan Plus Issue 12 Option 1	127.01	19 December 2008	19 December 2014
	Keydata Dynamic Growth Plan Plus Issue 12 Option 2	145.05	19 December 2008	19 December 2014
	Keydata Dynamic Growth Plan Plus Issue 14 Option 1	122.54	06 February 2009	06 February 2015
	Keydata Dynamic Growth Plan Plus Issue 14 Option 2	153.92	06 February 2009	06 February 2015
	Keydata Dynamic Growth Plan Plus Issue 15 Option 1	141.05	06 April 2009	08 April 2014
	Keydata Dynamic Growth Plan Plus Issue 15 Option 2	168.02	06 April 2009	07 April 2014
	Keydata Dynamic Growth Plan Plus Issue 16 Option 1	138.25	29 May 2009	29 May 2014
	Keydata Dynamic Growth Plan Plus Issue 16 Option 2	153.51	29 May 2009	22 July 2014
	Keydata Extra Income Plan - Issue 19 - Annual	86.21	06 June 2008	06 June 2013
	Keydata Extra Income Plan - Issue 19 - Growth	111.55	06 June 2008	06 June 2013
	Keydata Extra Income Plan - Issue 19 - Quarterly	81.00	06 June 2008	07 June 2013
	Keydata Extra Income Plan - Issue 20 (Annual)	91.27	25 July 2008	25 July 2014

	Keydata Extra Income Plan - Issue 20 (Growth)	120.73	25 July 2008	25 July 2014
	Keydata Extra Income Plan - Issue 20 (Quarterly)	84.95	25 July 2008	25 July 2014
	Keydata Extra Income Plan - Issue 21 (Growth)	125.00	05 September 2008	05 September 2014
	Keydata Extra Income Plan - Issue 21 (Quarterly)	88.00	05 September 2008	05 September 2014
	Keydata Extra Income Plan - Issue 22 (Growth)	133.00	24 October 2008	24 October 2014
	Keydata Extra Income Plan - Issue 22 (Quarterly)	104.00	24 October 2008	24 October 2014
	Keydata Extra Income Plan - Issue 23 (Growth)	131.49	12 December 2008	12 December 2014
	Keydata Extra Income Plan - Issue 23 (Quarterly)	104.34	12 December 2008	12 December 2014
	Keydata Extra Income Plan - Issue 24 Option 1 (Monthly 0.66%)	103.28	30 January 2009	30 January 2015
	Keydata Extra Income Plan - Issue 25 - Option 1 (Monthly)	104.12	06 April 2009	27 March 2014
	Keydata Extra Income Plan - Issue 26	105.20	22 May 2009	23 May 2014
	Keydata Extra Income Plan 14 (Annual)	54.25	28 September 2007	28 September 2012
	Keydata Extra Income Plan 14 (Growth)	86.25	28 September 2007	28 September 2012
	Keydata Extra Income Plan 14 (Quarterly)	49.50	28 September 2007	28 September 2012
	Keydata Extra Income Plan 15 (Annual)	53.50	28 November 2007	28 November 2012
	Keydata Extra Income Plan 15 (Growth)	88.25	28 November 2007	28 November 2012
	Keydata Extra Income Plan 15 (Quarterly)	51.30	28 November 2007	28 November 2012

	Keydata Extra Income Plan 16 (Annual)	61.10	25 January 2008	26 January 2013
	Keydata Extra Income Plan 16 (Growth)	94.80	25 January 2008	26 January 2013
	Keydata Extra Income Plan 16 (Quarterly)	60.30	25 January 2008	26 January 2013
	Keydata Extra Income Plan 17 (Annual)	83.60	07 March 2008	07 March 2013
	Keydata Extra Income Plan 17 (Growth)	115.20	07 March 2008	07 March 2013
	Keydata Extra Income Plan 17 (Quarterly)	83.60	07 March 2008	07 March 2013
	Keydata Extra Income Plan 18 (Annual)	60.00	25 April 2008	25 April 2013
	Keydata Extra Income Plan 18 (Growth)	91.46	25 April 2008	25 April 2013
	Keydata Extra Income Plan 18 (Quarterly)	60.00	25 April 2008	25 April 2013
	Keydata UK Protected Growth Plan	107.98	04 January 2007	Open Ended
	London & Capital Multi Asset Rainbow Plan	95.25	22 September 2008	22 September 2014
	London & Capital Uk Regular Income Plan (Annual)	104.40	30 January 2009	30 July 2014
	London & Capital Uk Regular Income Plan (Monthly)	103.20	30 January 2009	30 July 2014
	Lowes Growth & Income Plan 2 - Income	100.40	11 March 2009	11 March 2015
	Merchant Capital Deposit Plan: Agricultural Commodities	98.60	19 April 2011	22 April 2014
	Merchant Capital Growth Plan: Agricultural Commodities	84.61	14 January 2011	14 January 2016
	Merchant Capital Growth Plan: Agricultural Commodities Issue 2	82.64	21 February 2011	22 February 2016

	Merchant Capital Growth Plan: Agricultural Commodities Issue 3	82.20	07 April 2011	07 April 2016
	Merchant Capital Growth Plan: Agricultural Commodities Issue 4	82.59	03 June 2011	03 June 2016
	Merchant Capital Growth Plan: FTSE Accelerator 2	85.53	31 May 2011	31 May 2016
	Merchant Capital Growth Plan: FTSE Bull & Bear	92.54	13 January 2012	05 February 2018
	Merchant Capital Growth Plan: Gold Issue 1	94.03	13 December 2011	08 January 2018
	Merchant Capital Growth Plan: Principal Lock-in	113.94	28 June 2010	29 June 2015
	Merchant Capital Growth Plan: Twin Win	94.05	19 March 2010	21 March 2016
	Merchant Capital Income Plan (Option 1)	97.09	06 April 2010	29 March 2016
	Merchant Capital Income Plan (Option 2)	98.32	06 April 2010	29 March 2016
	Merchant Capital Income Plan: Capital & Income Lock-in (Issue 1)	100.31	19 August 2010	19 August 2016
	Merchant Capital Income Plan: Capital & Income Lock-in (Issue 2)	93.28	05 November 2010	07 November 2016
	Merchant Capital Income Plan: FTSE Issue 1	98.30	21 November 2011	21 November 2017
	Merchant Capital Income Plan: FTSE Issue 2	96.94	27 January 2012	19 February 2018
	Merchant Capital Income Plan: FTSE S&P Issue 1	96.33	27 January 2012	19 February 2018
	Merchant Capital Income Plan: Phoenix	86.57	13 December 2010	13 December 2012
	Merchant Capital Kick Out Plan	115.43	04 May 2010	04 May 2012
	Merchant Capital Kick Out Plan: Agricultural Commodities	84.32	22 July 2011	22 July 2012

	Merchant Capital Kick Out Plan: Emerging Markets Issue 2	89.87	14 October 2010	15 October 2012
	Merchant Capital Kick Out Plan: Emerging Markets Issue 3	85.40	04 March 2011	04 March 2013
	Merchant Capital Kick Out Plan: FTSE Issue 1	99.10	09 September 2011	09 September 2013
	Merchant Capital Kick Out Plan: FTSE Issue 2	100.40	07 October 2011	07 October 2013
	Merchant Capital Kick Out Plan: FTSE Issue 3	101.49	11 November 2011	11 November 2013
	Merchant Capital Kick Out Plan: FTSE Issue 4	102.86	13 December 2011	13 December 2013
	Merchant Capital Kick Out Plan: FTSE Issue 5	102.98	20 January 2012	20 January 2014
	Merchant Capital Kick Out Plan: FTSE Oil	89.79	18 February 2011	20 August 2012
	Merchant Capital Kick Out Plan: FTSE Oil 3	106.92	17 June 2011	18 June 2012
	Merchant Capital Kick Out Plan: FTSE Oil 4	101.22	29 July 2011	30 July 2012
	Merchant Capital Kick Out Plan: Multi Asset	101.31	14 January 2011	16 January 2013
	Merchant Capital Kick Out Plan: World Indices	73.49	15 July 2011	16 July 2012
	MSS 6 Years Cross Asset Note	110.00	30 July 2009	30 July 2015
	Nvesta Secure Growth 3	98.32	12 May 2006	14 May 2012
	Nvesta Tracker Plus Plan 2	104.90	05 May 2006	04 May 2012
	Quantum Alternative Energy Investseries Solar	88.52	26 September 2008	26 September 2014
	Quantum Alternative Energy Investseries Wind	90.10	26 September 2008	26 September 2014



Quantum Protected Energy Dynamo	179.47	05 December 2008	05 June 2014
Quantum Protected Energy Portfolio	155.92	05 December 2008	05 June 2014
Quantum Protected Gold Portfolio	148.55	05 December 2008	05 June 2014
Quantum Uk Protected Income Portfolio	103.49	27 February 2009	27 February 2014