



**MERCHANT
CAPITAL**

Monthly Indicative Bid Prices

	Plan Name	Indicative Bid as at 1st March 2011 (This valuation is provided by the underlying bank and is therefore indicative and not guaranteed)	Initial Valuation Date	Final Valuation Date or Next Autocall Date (in yellow), whichever is first
	Keydata Dynamic Growth Plan 11	135.80	11 March 2005	11 March 2011
	Keydata Extra Income Plan - Issue 25 - Option 2	110.72	06 April 2009	27 March 2011
	Arc Stepped Kick-Out Plan 3	112.46	04 April 2008	28 March 2011
	IAFS Capital Protected	97.17	31 September 07	31 March 2011
	Merchant Capital Kick Out Plan: Emerging Markets Issue 2	93.97	14 October 2010	14 April 2011
	Nvesta Bull & Bear Tracker Plan 2	114.55	15 April 2005	15 April 2011
	DDQ Protected Commodities Turbo 2	146.30	28 April 2006	28 April 2011
	Arc Stepped Kick-Out Plan 4	101.15	28 May 2008	31 May 2011
	Nvesta Tracker Plus Plan	111.63	10 June 2005	10 June 2011
	Merchant Capital Kick Out Plan: Multi Asset	98.50	14 January 2011	14 July 2011
	Keydata Dynamic Growth Plan 12	124.48	29 July 2005	29 July 2011
	Nvesta Momentum Tracker	115.54	09 September 2005	09 September 2011

	Keydata Protected Portfolio Plan	113.00	15 September 2006	15 September 2011
	Arc Emerging Market Series (Brazil & China)	112.63	23 September 2009	23 September 2011
	Arc Stepped Kick Out Plan 1	62.74	26 October 2007	26 October 2011
	Nvesta Momentum Tracker 2	129.06	25 November 2005	25 November 2011
	Merchant Capital Income Plan: Phoenix	99.11	13 December 2010	13 December 2011
	Arc Stepped Kick-Out Plan 2	71.59	21 December 2007	21 December 2011
	Nvesta Secure Growth	104.22	06 January 2006	06 January 2012
	Nvesta Secure Growth 2	102.66	10 March 2006	12 March 2012
	Merchant Capital Kick Out Plan	102.96	04 May 2010	04 May 2012
	Nvesta Tracker Plus Plan 2	103.27	05 May 2006	04 May 2012
	Arc Accelerated Income Plan 09	107.49	08 May 2009	09 May 2012
	Nvesta Secure Growth 3	102.67	12 May 2006	14 May 2012
	DDQ Protected Japan Multiplier	95.28	14 July 2006	16 July 2012
	Keydata Dynamic Growth Plan 14	92.90	19 January 2007	19 July 2012

	Arc Quad Tracker Plan 09 3 Years	124.47	07 August 2009	31 July 2012
	Arc Fixed Income Plan 1 (Annual)	75.83	29 August 2007	29 August 2012
	Arc Fixed Income Plan 1 (Monthly)	71.28	29 August 2007	29 August 2012
	Keydata Dynamic Growth Plan 15	97.61	14 March 2007	14 September 2012
	Keydata Extra Income Plan 14 (Annual)	74.35	28 September 2007	28 September 2012
	Keydata Extra Income Plan 14 (Growth)	98.51	28 September 2007	28 September 2012
	Keydata Extra Income Plan 14 (Quarterly)	71.30	28 September 2007	28 September 2012
	Arc Fixed Income Plan 2 (Annual)	73.78	31 October 2007	31 October 2012
	Arc Fixed Income Plan 2 (Monthly)	68.89	31 October 2007	31 October 2012
	Keydata Extra Income Plan 15 (Annual)	73.67	28 November 2007	28 November 2012
	Keydata Extra Income Plan 15 (Growth)	100.52	28 November 2007	28 November 2012
	Keydata Extra Income Plan 15 (Quarterly)	74.00	28 November 2007	28 November 2012
	DDQ Protected Agricultural Commodities 1	140.28	30 November 2007	30 November 2012
	DDQ Protected Commodities Accelerator 8	117.67	30 November 2007	30 November 2012

	DDQ Protected Commodities Accelerator 6	128.80	01 December 2006	03 December 2012
	DDQ Protected Commodities Turbo 3	135.50	01 December 2006	03 December 2012
	Arc Fixed Income Plan 3 (Annual 7.5%)	75.21	21 December 2007	21 December 2012
	Arc Fixed Income Plan 3 (Annual 9%)	78.85	21 December 2007	21 December 2012
	Arc Fixed Income Plan 3 (Monthly 0.61%)	73.80	21 December 2007	21 December 2012
	Arc Fixed Income Plan 3 (Monthly 0.73%)	76.35	21 December 2007	21 December 2012
	Keydata Dynamic Growth Plan 16	103.89	30 April 2007	28 December 2012
	Keydata Dynamic Growth Plan Plus - Issue 1 (8 Jan)	97.12	08 January 2008	08 January 2013
	Keydata Dynamic Growth Plan Plus - Special Edition Issue 1	105.66	08 January 2008	08 January 2013
	Keydata Dynamic Growth Plan Plus - Special Edition Issue 2	117.08	25 January 2008	25 January 2013
	Keydata Dynamic Growth Plan Plus - Issue 1 (25 Jan)	107.22	25 January 2008	26 January 2013
	Keydata Extra Income Plan 16 (Annual)	82.50	25 January 2008	26 January 2013
	Keydata Extra Income Plan 16 (Growth)	107.96	25 January 2008	26 January 2013
	Keydata Extra Income Plan 16 (Quarterly)	83.33	25 January 2008	26 January 2013

	Keydata Accumulating Investment Plan	142.14	30 January 2003	30 January 2013
	Keydata Dynamic Growth Plan 17	97.57	08 June 2007	08 February 2013
	Keydata Dynamic Growth Plan Plus - Issue 3	109.62	07 March 2008	07 March 2013
	Keydata Extra Income Plan 17 (Annual)	100.61	07 March 2008	07 March 2013
	Keydata Extra Income Plan 17 (Growth)	117.46	07 March 2008	07 March 2013
	Keydata Extra Income Plan 17 (Quarterly)	95.32	07 March 2008	07 March 2013
	DDQ Protected China & Japan Portfolios - China	99.86	16 March 2007	18 March 2013
	DDQ Protected China & Japan Portfolios - Japan	91.96	16 March 2007	18 March 2013
	Arc Fixed Income Plan 4 (Annual 7.5%)	100.85	20 March 2008	20 March 2013
	Arc Fixed Income Plan 4 (Annual 9%)	96.81	20 March 2008	20 March 2013
	Arc Fixed Income Plan 4 (Monthly 0.61%)	93.78	20 March 2008	20 March 2013
	Arc Fixed Income Plan 4 (Monthly 0.73%)	87.82	20 March 2008	20 March 2013
	Keydata Dynamic Growth Plan 19	105.14	28 September 2007	28 March 2013
	Keydata Dynamic Growth Plan Plus - Issue 5	101.44	25 April 2008	25 April 2013

	Keydata Extra Income Plan 18 (Annual)	104.13	25 April 2008	25 April 2013
	Keydata Extra Income Plan 18 (Growth)	87.44	25 April 2008	25 April 2013
	Keydata Extra Income Plan 18 (Quarterly)	82.00	25 April 2008	25 April 2013
	Dawnay Day Quantum Protected Commodities Turbo 4	134.80	27 April 2007	29 April 2013
	DDQ Protected Commodities Accelerator 7	133.10	27 April 2007	29 April 2013
	Arc Bull & Bear Tracker Plan	102.29	16 May 2007	16 May 2013
	Arc Fixed Income Plan 5 (Annual 9%)	104.30	28 May 2008	28 May 2013
	Arc Fixed Income Plan 5 (Annual 7.5%)	103.64	28 May 2008	29 May 2013
	Arc Fixed Income Plan 5 (Monthly 0.73%)	96.76	28 May 2008	30 May 2013
	Arc Fixed Income Plan 5 (Monthly 0.60%)	98.27	28 May 2008	31 May 2013
	Keydata Dynamic Growth Plan Plus - Issue 7	103.84	06 June 2008	06 June 2013
	Keydata Extra Income Plan - Issue 19 - Annual	95.49	06 June 2008	06 June 2013
	Keydata Extra Income Plan - Issue 19 - Growth	115.45	06 June 2008	06 June 2013
	Keydata Extra Income Plan - Issue 19 - Quarterly	98.51	06 June 2008	07 June 2013

	DDQ European Stockmarket Maximiser	59.09	20 July 2007	22 July 2013
	Frontier Multi Asset Diversified Plan	81.82	13 June 2008	24 July 2013
	DDQ Protected Agricultural Commodities 2	99.12	01 February 2008	01 August 2013
	Keydata Dynamic Growth Plan 18	110.54	03 August 2007	05 August 2013
	Arc Bull & Bear Tracker Plan 2	102.08	22 August 2007	22 August 2013
	DDQ European Stockmarket Maximiser 2	62.71	14 September 2007	16 September 2013
	DDQ European Stockmarket Maximiser 3	88.16	14 March 2008	28 October 2013
	DDQ Protected Agricultural Dynamo	108.40	29 April 2008	28 October 2013
	DDQ Protected Commodities Accelerator 9	102.37	29 April 2008	28 October 2013
	DDQ Protected Commodities Dynamo	101.93	29 April 2008	28 October 2013
	Arc Bull & Bear Tracker Plan 3	93.49	31 October 2007	31 October 2013
	Arc Fixed Income Plan 8 (Annual 7.4%)	107.14	31 October 2008	31 October 2013
	Arc Fixed Income Plan 8 (Annual 8.5%)	108.95	31 October 2008	31 October 2013
	Arc Fixed Income Plan 8 (Monthly 0.60%)	104.42	31 October 2008	31 October 2013












	Arc Fixed Income Plan 8 (Monthly 0.69%)	104.87	31 October 2008	31 October 2013
	Arc Enhanced Growth Plan	142.84	07 November 2008	07 November 2013
	Keydata Dynamic Growth Plan 20	109.18	28 November 2007	28 November 2013
	Arc Fixed Income Plan 9 (Annual 7.4%)	107.79	19 December 2008	19 December 2013
	Arc Fixed Income Plan 9 (Annual 8.5%)	107.71	19 December 2008	19 December 2013
	Arc Fixed Income Plan 9 (Monthly 0.60%)	105.50	19 December 2008	19 December 2013
	Arc Fixed Income Plan 9 (Monthly 0.69%)	105.48	19 December 2008	19 December 2013
	Arc Bull & Bear Tracker 4	94.62	21 December 2007	23 December 2013
	DDQ Protected Commodities Accelerator 10	94.85	07 July 2008	07 January 2014
	DDQ Protected Commodities Dynamo 2	89.70	07 July 2008	07 January 2014
	Keydata Dynamic Growth Plan Plus - Issue 2 (8 Jan)	107.78	08 January 2008	08 January 2014
	Keydata Dynamic Growth Plan Plus - Issue 2 (25 Jan)	118.50	25 January 2008	27 January 2014
	Arc Fixed Income Plan 10 (Monthly 0.57%)	103.34	06 February 2009	06 February 2014
	Quantum Uk Protected Income Portfolio	102.92	27 February 2009	27 February 2014

	Keydata Dynamic Growth Plan Plus - Issue 4	120.67	07 March 2008	07 March 2014
	Keydata Extra Income Plan - Issue 25 - Option 1 (Monthly)	107.14	06 April 2009	27 March 2014
	Arc Bull and Bear Enhanced Inv Plan (B&BT5)	111.79	28 March 2008	28 March 2014
	Arc Enhanced Growth Plan 2	152.55	06 April 2009	07 April 2014
	Arc Fixed Income Plan 11 (Annual 7.75%)	112.49	06 April 2009	07 April 2014
	Arc Fixed Income Plan 11 (Annual 8.75%)	115.06	06 April 2009	07 April 2014
	Arc Fixed Income Plan 11 (Monthly 0.63)	105.27	06 April 2009	07 April 2014
	Arc Fixed Income Plan 11 (Monthly 0.71%)	107.38	06 April 2009	07 April 2014
	Keydata Dynamic Growth Plan Plus Issue 15 Option 2	154.28	06 April 2009	07 April 2014
	Keydata Dynamic Growth Plan Plus Issue 15 Option 1	129.80	06 April 2009	08 April 2014
	Keydata Dynamic Growth Plan Plus - Issue 6	109.51	25 April 2008	25 April 2014
	Keydata Extra Income Plan - Issue 26	96.92	22 May 2009	23 May 2014
	Arc Bull & Bear Enhanced Investment Plan 2	110.44	28 May 2008	28 May 2014
	Keydata Dynamic Growth Plan Plus Issue 16 Option 1	127.10	29 May 2009	29 May 2014

	Arc Fixed Income Plan 12 (Monthly 0.60%)	105.58	12 June 2009	05 June 2014
	Arc Fixed Income Plan 12 (Monthly 0.65%)	105.37	12 June 2009	05 June 2014
	Quantum Protected Energy Dynamo	168.95	05 December 2008	05 June 2014
	Quantum Protected Energy Portfolio	147.20	05 December 2008	05 June 2014
	Quantum Protected Gold Portfolio	135.90	05 December 2008	05 June 2014
	Keydata Dynamic Growth Plan Plus - Issue 8	115.67	06 June 2008	06 June 2014
	DDQ Enhanced China Portfolio	100.92	18 July 2008	18 July 2014
	DDQ Protected China Portfolio	103.06	18 July 2008	18 July 2014
	Keydata Dynamic Growth Plan Plus Issue 16 Option 2	141.92	29 May 2009	22 July 2014
	Keydata Extra Income Plan - Issue 20 (Annual)	101.51	25 July 2008	25 July 2014
	Keydata Extra Income Plan - Issue 20 (Growth)	121.36	25 July 2008	25 July 2014
	Keydata Extra Income Plan - Issue 20 (Quarterly)	97.19	25 July 2008	25 July 2014
	London & Capital Uk Regular Income Plan (Annual)	106.60	30 January 2009	30 July 2014
	London & Capital Uk Regular Income Plan (Monthly)	106.50	30 January 2009	30 July 2014

	Arc Quad Tracker Plan 09 5 Years	128.59	07 August 2009	31 July 2014
	Keydata Dynamic Growth Plan Plus - Issue 9	124.88	01 August 2008	01 August 2014
	Arc Bricks & Mortar Plan	102.88	29 August 2008	31 August 2014
	Keydata Extra Income Plan - Issue 21 (Growth)	124.80	05 September 2008	05 September 2014
	Keydata Extra Income Plan - Issue 21 (Quarterly)	101.80	05 September 2008	05 September 2014
	Keydata Capital Protected Growth Plan 1	105.71	12 September 2008	12 September 2014
	Keydata Dynamic Growth Plan Plus - Issue 10	124.40	12 September 2008	12 September 2014
	DDQ Global Water Portfolio	99.15	19 September 2008	19 September 2014
	London & Capital Multi Asset Rainbow Plan	100.63	22 September 2008	22 September 2014
	Arc Bull and Bear Enhanced Investment Plan 4	95.02	26 September 2008	26 September 2014
	Arc Fixed Income Plan 14 (Monthly Cautious)	104.86	07 August 2009	26 September 2014
	Arc Fixed Income Plan 14 (Monthly High)	106.62	07 August 2009	26 September 2014
	Quantum Alternative Energy Investseries Solar	83.50	26 September 2008	26 September 2014
	Quantum Alternative Energy Investseries Wind	82.54	26 September 2008	26 September 2014

	Fixed Income Plan 15 Monthly 0.50%	98.64	11 September 2009	13 October 2014
	Keydata Extra Income Plan - Issue 22 (Growth)	124.30	24 October 2008	24 October 2014
	Keydata Extra Income Plan - Issue 22 (Quarterly)	104.00	24 October 2008	24 October 2014
	Keydata Dynamic Growth Plan Plus Issue 11 Option 1	125.76	31 October 2008	31 October 2014
	Keydata Dynamic Growth Plan Plus Issue 11 Option 2	136.25	31 October 2008	31 October 2014
	Keydata Extra Income Plan - Issue 23 (Growth)	121.59	12 December 2008	12 December 2014
	Keydata Extra Income Plan - Issue 23 (Quarterly)	105.23	12 December 2008	12 December 2014
	Keydata Dynamic Growth Plan Plus Issue 12 Option 1	118.59	19 December 2008	19 December 2014
	Keydata Dynamic Growth Plan Plus Issue 12 Option 2	133.73	19 December 2008	19 December 2014
	Keydata Extra Income Plan - Issue 24 Option 1 (Monthly 0.66%)	106.18	30 January 2009	30 January 2015
	Keydata Dynamic Growth Plan Plus Issue 14 Option 1	114.21	06 February 2009	06 February 2015
	Keydata Dynamic Growth Plan Plus Issue 14 Option 2	141.93	06 February 2009	06 February 2015
	Arc Bricks & Mortar Plan 3	101.38	31 March 2009	31 March 2015
	Arc Bull & Bear Enhanced Investment Plan 6	135.98	24 April 2009	17 April 2015

	Keydata Capital Protected Bonus Plan	108.50	15 May 2009	15 May 2015
	Arc Bricks & Motar Plan 4	99.57	19 June 2009	19 June 2015
	Merchant Capital Growth Plan: Principal Lock-in	111.43	28 June 2010	29 June 2015
	Merchant Capital Growth Plan: Agricultural Commodities	89.55	14 January 2011	14 January 2016
	Merchant Capital Growth Plan: Twin Win	96.27	19 March 2010	21 March 2016
	Merchant Capital Income Plan (Option 1)	93.73	06 April 2010	29 March 2016
	Merchant Capital Income Plan (Option 2)	100.96	06 April 2010	29 March 2016
	Merchant Capital Income Plan: Capital & Income Lock in (Issue 1)	100.62	19 August 2010	19 August 2016
	Merchant Capital Income Plan: Capital & Income Lock in (Issue 2)	92.63	05 November 2010	07 November 2016
	Keydata UK Protected Growth Plan	109.75	04 January 2007	Open Ended
	Merchant Capital Kick Out Plan: FTSE Oil	91.91	18 February 2011	18 February 2011