



**MERCHANT
CAPITAL**

Monthly Indicative Bid Prices

| | Plan Name | Indicative Bid as at 1st February 2011 (This valuation is provided by the underlying bank and is therefore indicative and not guaranteed) | Initial Valuation Date | Final Valuation Date or Next Autocall Date (in yellow), whichever is first |
|---|---|--|------------------------|--|
|  | Arc Stepped Kick Out Plan 1 | 60.01 | 26 October 2007 | 26 October 2010 |
|  | Arc Accelerated Income Plan 09 | 107.14 | 08 May 2009 | 09 May 2012 |
|  | Arc Bricks & Mortar Plan 3 | 102.10 | 31 March 2009 | 31 March 2015 |
|  | Arc Bricks & Mortar Plan | 102.75 | 29 August 2008 | 31 August 2014 |
|  | Arc Bricks & Motar Plan 4 | 100.36 | 19 June 2009 | 19 June 2015 |
|  | Arc Bull & Bear Enhanced Investment Plan 2 | 111.54 | 28 May 2008 | 28 May 2014 |
|  | Arc Bull & Bear Enhanced Investment Plan 6 | 131.57 | 24 April 2009 | 17 April 2015 |
|  | Arc Bull & Bear Tracker 4 | 94.87 | 21 December 2007 | 23 December 2013 |
|  | Arc Bull & Bear Tracker Plan | 101.90 | 16 May 2007 | 16 May 2013 |
|  | Arc Bull & Bear Tracker Plan 2 | 101.92 | 22 August 2007 | 22 August 2013 |
|  | Arc Bull & Bear Tracker Plan 3 | 93.68 | 31 October 2007 | 31 October 2013 |
|  | Arc Bull and Bear Enhanced Inv Plan (B&BT5) | 112.16 | 28 March 2008 | 28 March 2014 |

| | | | | |
|---|--|--------|-------------------|-------------------|
|  | Arc Bull and Bear Enhanced Investment Plan 4 | 96.37 | 26 September 2008 | 26 September 2014 |
|  | Arc Emerging Market Series (Brazil & China) | 110.26 | 23 September 2009 | 23 September 2011 |
|  | Arc Enhanced Growth Plan | 141.26 | 07 November 2008 | 07 November 2013 |
|  | Arc Enhanced Growth Plan 2 | 150.19 | 06 April 2009 | 07 April 2014 |
|  | Arc Fixed Income Plan 1 (Annual) | 73.47 | 29 August 2007 | 29 August 2012 |
|  | Arc Fixed Income Plan 1 (Monthly) | 69.71 | 29 August 2007 | 29 August 2012 |
|  | Arc Fixed Income Plan 10 (Monthly 0.57%) | 102.84 | 06 February 2009 | 06 February 2014 |
|  | Arc Fixed Income Plan 11 (Annual 7.75%) | 111.19 | 06 April 2009 | 07 April 2014 |
|  | Arc Fixed Income Plan 11 (Annual 8.75%) | 113.81 | 06 April 2009 | 07 April 2014 |
|  | Arc Fixed Income Plan 11 (Monthly 0.63) | 105.07 | 06 April 2009 | 07 April 2014 |
|  | Arc Fixed Income Plan 11 (Monthly 0.71%) | 106.85 | 06 April 2009 | 07 April 2014 |
|  | Arc Fixed Income Plan 12 (Monthly 0.60%) | 104.42 | 12 June 2009 | 05 June 2014 |
|  | Arc Fixed Income Plan 12 (Monthly 0.65%) | 104.32 | 12 June 2009 | 05 June 2014 |
|  | Arc Fixed Income Plan 14 (Monthly Cautious) | 103.71 | 07 August 2009 | 26 September 2014 |














| | | | | |
|---|---|--------|------------------|-------------------|
|  | Arc Fixed Income Plan 14 (Monthly High) | 105.53 | 07 August 2009 | 26 September 2014 |
|  | Arc Fixed Income Plan 2 (Annual) | 71.70 | 31 October 2007 | 31 October 2012 |
|  | Arc Fixed Income Plan 2 (Monthly) | 68.52 | 31 October 2007 | 31 October 2012 |
|  | Arc Fixed Income Plan 3 (Annual 7.5%) | 72.69 | 21 December 2007 | 21 December 2012 |
|  | Arc Fixed Income Plan 3 (Annual 9%) | 76.61 | 21 December 2007 | 21 December 2012 |
|  | Arc Fixed Income Plan 3 (Monthly 0.61%) | 71.89 | 21 December 2007 | 21 December 2012 |
|  | Arc Fixed Income Plan 3 (Monthly 0.73%) | 74.86 | 21 December 2007 | 21 December 2012 |
|  | Arc Fixed Income Plan 4 (Annual 7.5%) | 99.14 | 20 March 2008 | 20 March 2013 |
|  | Arc Fixed Income Plan 4 (Annual 9%) | 94.60 | 20 March 2008 | 20 March 2013 |
|  | Arc Fixed Income Plan 4 (Monthly 0.61%) | 92.63 | 20 March 2008 | 20 March 2013 |
|  | Arc Fixed Income Plan 4 (Monthly 0.73%) | 86.36 | 20 March 2008 | 20 March 2013 |
|  | Arc Fixed Income Plan 5 (Annual 7.5%) | 102.03 | 28 May 2008 | 29 May 2013 |
|  | Arc Fixed Income Plan 5 (Annual 9%) | 102.68 | 28 May 2008 | 28 May 2013 |
|  | Arc Fixed Income Plan 5 (Monthly 0.60%) | 97.78 | 28 May 2008 | 31 May 2013 |















| | | | | |
|---|---|--------|------------------|------------------|
|  | Arc Fixed Income Plan 5 (Monthly 0.73%) | 95.52 | 28 May 2008 | 30 May 2013 |
|  | Arc Fixed Income Plan 8 (Annual 7.4%) | 105.85 | 31 October 2008 | 31 October 2013 |
|  | Arc Fixed Income Plan 8 (Annual 8.5%) | 107.52 | 31 October 2008 | 31 October 2013 |
|  | Arc Fixed Income Plan 8 (Monthly 0.60%) | 103.73 | 31 October 2008 | 31 October 2013 |
|  | Arc Fixed Income Plan 8 (Monthly 0.69%) | 104.13 | 31 October 2008 | 31 October 2013 |
|  | Arc Fixed Income Plan 9 (Annual 7.4%) | 106.35 | 19 December 2008 | 19 December 2013 |
|  | Arc Fixed Income Plan 9 (Annual 8.5%) | 106.17 | 19 December 2008 | 19 December 2013 |
|  | Arc Fixed Income Plan 9 (Monthly 0.60%) | 104.66 | 19 December 2008 | 19 December 2013 |
|  | Arc Fixed Income Plan 9 (Monthly 0.69%) | 104.59 | 19 December 2008 | 19 December 2013 |
|  | Arc Quad Tracker Plan 09 3 Years | 123.59 | 07 August 2009 | 31 July 2012 |
|  | Arc Quad Tracker Plan 09 5 Years | 126.71 | 07 August 2009 | 31 July 2014 |
|  | Arc Stepped Kick-Out Plan 2 | 68.11 | 21 December 2007 | 21 December 2011 |
|  | Arc Stepped Kick-Out Plan 3 | 106.51 | 04 April 2008 | 28 March 2011 |
|  | Arc Stepped Kick-Out Plan 4 | 96.97 | 28 May 2008 | 31 May 2011 |






| | | | | |
|---|---|--------|-------------------|-------------------|
|  | Dawnay Day Quantum Protected Commodities Turbo 4 | 128.80 | 27 April 2007 | 29 April 2013 |
|  | DDQ Enhanced China Portfolio | 101.47 | 18 July 2008 | 18 July 2014 |
|  | DDQ European Stockmarket Maximiser | 60.35 | 20 July 2007 | 22 July 2013 |
|  | DDQ European Stockmarket Maximiser 2 | 64.38 | 14 September 2007 | 16 September 2013 |
|  | DDQ European Stockmarket Maximiser 3 | 89.32 | 14 March 2008 | 28 October 2013 |
|  | DDQ Global Water Portfolio | 99.40 | 19 September 2008 | 19 September 2014 |
|  | DDQ Protected Agricultural Commodities 1 | 141.30 | 30 November 2007 | 30 November 2012 |
|  | DDQ Protected Agricultural Commodities 2 | 98.63 | 01 February 2008 | 01 August 2013 |
|  | DDQ Protected Agricultural Dynamo | 112.45 | 29 April 2008 | 28 October 2013 |
|  | DDQ Protected China & Japan Portfolios - China | 100.22 | 16 March 2007 | 18 March 2013 |
|  | DDQ Protected China & Japan Portfolios - Japan | 91.83 | 16 March 2007 | 18 March 2013 |
|  | DDQ Protected China Portfolio | 103.19 | 18 July 2008 | 18 July 2014 |
|  | DDQ Protected Commodities Accelerator 10 | 93.75 | 07 July 2008 | 07 January 2014 |
|  | DDQ Protected Commodities Accelerator 6 | 124.50 | 01 December 2006 | 03 December 2012 |

| | | | | |
|---|---|--------|-------------------|-------------------|
|  | DDQ Protected Commodities Accelerator 7 | 127.55 | 27 April 2007 | 29 April 2013 |
|  | DDQ Protected Commodities Accelerator 8 | 116.17 | 30 November 2007 | 30 November 2012 |
|  | DDQ Protected Commodities Accelerator 9 | 101.43 | 29 April 2008 | 28 October 2013 |
|  | DDQ Protected Commodities Dynamo | 100.35 | 29 April 2008 | 28 October 2013 |
|  | DDQ Protected Commodities Dynamo 2 | 88.20 | 07 July 2008 | 07 January 2014 |
|  | DDQ Protected Commodities Turbo 2 | 140.50 | 28 April 2006 | 28 April 2011 |
|  | DDQ Protected Commodities Turbo 3 | 130.20 | 01 December 2006 | 03 December 2012 |
|  | DDQ Protected Japan Multiplier | 95.08 | 14 July 2006 | 16 July 2012 |
|  | Fixed Income Plan 15 Monthly 0.50% | 98.88 | 11 September 2009 | 13 October 2014 |
|  | Frontier Multi Asset Diversified Plan | 80.68 | 13 June 2008 | 24 July 2013 |
|  | IAFS Capital Protected | 97.09 | 31 September 07 | 31 March 2011 |
|  | Keydata Accumulating Investment Plan | 152.22 | 30 January 2003 | 30 January 2013 |
|  | Keydata Capital Protected Bonus Plan | 107.10 | 15 May 2009 | 15 May 2015 |
|  | Keydata Capital Protected Growth Plan 1 | 105.91 | 12 September 2008 | 12 September 2014 |















| | | | | |
|---|---|--------|-------------------|-------------------|
|  | Keydata Dynamic Growth Plan 11 | 137.16 | 11 March 2005 | 11 March 2011 |
|  | Keydata Dynamic Growth Plan 12 | 125.86 | 29 July 2005 | 29 July 2011 |
|  | Keydata Dynamic Growth Plan 14 | 94.06 | 19 January 2007 | 19 July 2012 |
|  | Keydata Dynamic Growth Plan 15 | 98.84 | 14 March 2007 | 14 September 2012 |
|  | Keydata Dynamic Growth Plan 16 | 104.55 | 30 April 2007 | 28 December 2012 |
|  | Keydata Dynamic Growth Plan 17 | 98.36 | 08 June 2007 | 08 February 2013 |
|  | Keydata Dynamic Growth Plan 18 | 109.85 | 03 August 2007 | 05 August 2013 |
|  | Keydata Dynamic Growth Plan 19 | 105.39 | 28 September 2007 | 28 March 2013 |
|  | Keydata Dynamic Growth Plan 20 | 108.81 | 28 November 2007 | 28 November 2013 |
|  | Keydata Dynamic Growth Plan Plus - Issue 1 (25 Jan) | 107.58 | 25 January 2008 | 26 January 2013 |
|  | Keydata Dynamic Growth Plan Plus - Issue 1 (8 Jan) | 98.44 | 08 January 2008 | 08 January 2013 |
|  | Keydata Dynamic Growth Plan Plus - Issue 10 | 123.05 | 12 September 2008 | 12 September 2014 |
|  | Keydata Dynamic Growth Plan Plus - Issue 2 (25 Jan) | 117.29 | 25 January 2008 | 27 January 2014 |
|  | Keydata Dynamic Growth Plan Plus - Issue 2 (8 Jan) | 107.43 | 08 January 2008 | 08 January 2014 |

| | | | | |
|---|--|--------|------------------|------------------|
|  | Keydata Dynamic Growth Plan Plus - Issue 3 | 109.83 | 07 March 2008 | 07 March 2013 |
|  | Keydata Dynamic Growth Plan Plus - Issue 4 | 119.27 | 07 March 2008 | 07 March 2014 |
|  | Keydata Dynamic Growth Plan Plus - Issue 5 | 101.94 | 25 April 2008 | 25 April 2013 |
|  | Keydata Dynamic Growth Plan Plus - Issue 6 | 108.69 | 25 April 2008 | 25 April 2014 |
|  | Keydata Dynamic Growth Plan Plus - Issue 7 | 104.83 | 06 June 2008 | 06 June 2013 |
|  | Keydata Dynamic Growth Plan Plus - Issue 8 | 115.11 | 06 June 2008 | 06 June 2014 |
|  | Keydata Dynamic Growth Plan Plus - Issue 9 | 123.44 | 01 August 2008 | 01 August 2014 |
|  | Keydata Dynamic Growth Plan Plus - Special Edition Issue 1 | 106.15 | 08 January 2008 | 08 January 2013 |
|  | Keydata Dynamic Growth Plan Plus - Special Edition Issue 2 | 116.76 | 25 January 2008 | 25 January 2013 |
|  | Keydata Dynamic Growth Plan Plus Issue 11 Option 1 | 124.32 | 31 October 2008 | 31 October 2014 |
|  | Keydata Dynamic Growth Plan Plus Issue 11 Option 2 | 133.76 | 31 October 2008 | 31 October 2014 |
|  | Keydata Dynamic Growth Plan Plus Issue 12 Option 1 | 117.16 | 19 December 2008 | 19 December 2014 |
|  | Keydata Dynamic Growth Plan Plus Issue 12 Option 2 | 131.20 | 19 December 2008 | 19 December 2014 |
|  | Keydata Dynamic Growth Plan Plus Issue 14 Option 1 | 112.81 | 06 February 2009 | 06 February 2015 |

| | | | | |
|---|--|--------|-------------------|-------------------|
|  | Keydata Dynamic Growth Plan Plus Issue 14 Option 2 | 139.20 | 06 February 2009 | 06 February 2015 |
|  | Keydata Dynamic Growth Plan Plus Issue 15 Option 1 | 127.90 | 06 April 2009 | 08 April 2014 |
|  | Keydata Dynamic Growth Plan Plus Issue 15 Option 2 | 151.90 | 06 April 2009 | 07 April 2014 |
|  | Keydata Dynamic Growth Plan Plus Issue 16 Option 1 | 124.60 | 29 May 2009 | 29 May 2014 |
|  | Keydata Dynamic Growth Plan Plus Issue 16 Option 2 | 139.46 | 29 May 2009 | 22 July 2014 |
|  | Keydata Extra Income Plan - Issue 19 - Annual | 94.44 | 06 June 2008 | 06 June 2013 |
|  | Keydata Extra Income Plan - Issue 19 - Growth | 114.50 | 06 June 2008 | 06 June 2013 |
|  | Keydata Extra Income Plan - Issue 19 - Quarterly | 97.46 | 06 June 2008 | 07 June 2013 |
|  | Keydata Extra Income Plan - Issue 20 (Annual) | 99.99 | 25 July 2008 | 25 July 2014 |
|  | Keydata Extra Income Plan - Issue 20 (Growth) | 119.75 | 25 July 2008 | 25 July 2014 |
|  | Keydata Extra Income Plan - Issue 20 (Quarterly) | 95.68 | 25 July 2008 | 25 July 2014 |
|  | Keydata Extra Income Plan - Issue 21 (Growth) | 123.30 | 05 September 2008 | 05 September 2014 |
|  | Keydata Extra Income Plan - Issue 21 (Quarterly) | 100.60 | 05 September 2008 | 05 September 2014 |
|  | Keydata Extra Income Plan - Issue 22 (Growth) | 122.90 | 24 October 2008 | 24 October 2014 |

| | | | | |
|---|--|--------|-------------------|-------------------|
|  | Keydata Extra Income Plan - Issue 22 (Quarterly) | 102.60 | 24 October 2008 | 24 October 2014 |
|  | Keydata Extra Income Plan - Issue 23 (Growth) | 119.48 | 12 December 2008 | 12 December 2014 |
|  | Keydata Extra Income Plan - Issue 23 (Quarterly) | 103.35 | 12 December 2008 | 12 December 2014 |
|  | Keydata Extra Income Plan - Issue 24 Option 1 (Monthly 0.66%) | 104.64 | 30 January 2009 | 30 January 2015 |
|  | Keydata Extra Income Plan - Issue 25 - Option 1 (Monthly) | 106.46 | 06 April 2009 | 27 March 2014 |
|  | Keydata Extra Income Plan - Issue 25 - Option 2 | 110.62 | 06 April 2009 | 27 March 2011 |
|  | Keydata Extra Income Plan - Issue 26 | 96.25 | 22 May 2009 | 23 May 2014 |
|  | Keydata Extra Income Plan 14 (Annual) | 74.85 | 28 September 2007 | 28 September 2012 |
|  | Keydata Extra Income Plan 14 (Growth) | 99.02 | 28 September 2007 | 28 September 2012 |
|  | Keydata Extra Income Plan 14 (Quarterly) | 71.78 | 28 September 2007 | 28 September 2012 |
|  | Keydata Extra Income Plan 15 (Annual) | 74.17 | 28 November 2007 | 28 November 2012 |
|  | Keydata Extra Income Plan 15 (Growth) | 101.02 | 28 November 2007 | 28 November 2012 |
|  | Keydata Extra Income Plan 15 (Quarterly) | 74.36 | 28 November 2007 | 28 November 2012 |
|  | Keydata Extra Income Plan 16 (Annual) | 82.60 | 25 January 2008 | 26 January 2013 |

| | | | | |
|---|--|--------|-------------------|-------------------|
|  | Keydata Extra Income Plan 16 (Growth) | 108.06 | 25 January 2008 | 26 January 2013 |
|  | Keydata Extra Income Plan 16 (Quarterly) | 83.26 | 25 January 2008 | 26 January 2013 |
|  | Keydata Extra Income Plan 17 (Annual) | 99.54 | 07 March 2008 | 07 March 2013 |
|  | Keydata Extra Income Plan 17 (Growth) | 116.40 | 07 March 2008 | 07 March 2013 |
|  | Keydata Extra Income Plan 17 (Quarterly) | 94.24 | 07 March 2008 | 07 March 2013 |
|  | Keydata Extra Income Plan 18 (Annual) | 87.35 | 25 April 2008 | 25 April 2013 |
|  | Keydata Extra Income Plan 18 (Growth) | 104.10 | 25 April 2008 | 25 April 2013 |
|  | Keydata Extra Income Plan 18 (Quarterly) | 81.92 | 25 April 2008 | 25 April 2013 |
|  | Keydata Protected Portfolio Plan | 113.00 | 15 September 2006 | 15 September 2011 |
|  | Keydata UK Protected Growth Plan | 109.86 | 04 January 2007 | Open Ended |
|  | London & Capital Multi Asset Rainbow Plan | 99.81 | 22 September 2008 | 22 September 2014 |
|  | London & Capital Uk Regular Income Plan (Annual) | 112.90 | 30 January 2009 | 30 July 2014 |
|  | London & Capital Uk Regular Income Plan (Monthly) | 105.90 | 30 January 2009 | 30 July 2014 |
|  | Merchant Capital Growth Plan: Agricultural Commodities | 90.2 | 14 January 2011 | 14 January 2016 |

| | | | | |
|---|--|--------|-------------------|-------------------|
|  | Merchant Capital Growth Plan: Principal Lock-in | 112.14 | 28 June 2010 | 29 June 2015 |
|  | Merchant Capital Growth Plan: Twin Win | 94.96 | 19 March 2010 | 21 March 2016 |
|  | Merchant Capital Income Plan (Option 1) | 92.02 | 06 April 2010 | 29 March 2016 |
|  | Merchant Capital Income Plan (Option 2) | 98.51 | 06 April 2010 | 29 March 2016 |
|  | Merchant Capital Income Plan: Capital & Income Lock in (Issue 1) | 99.99 | 19 August 2010 | 19 August 2016 |
|  | Merchant Capital Income Plan: Capital & Income Lock in (Issue 2) | 91.33 | 05 November 2010 | 07 November 2016 |
|  | Merchant Capital Income Plan: Phoenix | 92.95 | 13 December 2010 | 13 December 2011 |
|  | Merchant Capital Kick Out Plan | 102.12 | 04 May 2010 | 04 May 2012 |
|  | Merchant Capital Kick Out Plan: Emerging Markets Issue 2 | 92.95 | 14 October 2010 | 14 April 2011 |
|  | Merchant Capital Kick Out Plan: Multi Asset | 99.67 | 14 January 2011 | 14 July 2011 |
|  | Nvesta Bull & Bear Tracker Plan 2 | 114.39 | 15 April 2005 | 15 April 2011 |
|  | Nvesta Momentum Tracker | 114.22 | 09 September 2005 | 09 September 2011 |
|  | Nvesta Momentum Tracker 2 | 128.32 | 25 November 2005 | 25 November 2011 |
|  | Nvesta Secure Growth | 104.45 | 06 January 2006 | 06 January 2012 |

| | | | | |
|---|---|--------|-------------------|-------------------|
|  | Nvesta Secure Growth 2 | 103.01 | 10 March 2006 | 12 March 2012 |
|  | Nvesta Secure Growth 3 | 103.02 | 12 May 2006 | 14 May 2012 |
|  | Nvesta Tracker Plus Plan | 111.71 | 10 June 2005 | 10 June 2011 |
|  | Nvesta Tracker Plus Plan 2 | 103.28 | 05 May 2006 | 04 May 2012 |
|  | Quantum Alternative Energy Investseries Solar | 82.33 | 26 September 2008 | 26 September 2014 |
|  | Quantum Alternative Energy Investseries Wind | 82.18 | 26 September 2008 | 26 September 2014 |
|  | Quantum Protected Energy Dynamo | 161.90 | 05 December 2008 | 05 June 2014 |
|  | Quantum Protected Energy Portfolio | 143.25 | 05 December 2008 | 05 June 2014 |
|  | Quantum Protected Gold Portfolio | 131.20 | 05 December 2008 | 05 June 2014 |
|  | Quantum Uk Protected Income Portfolio | 107.25 | 27 February 2009 | 27 February 2014 |
|  | Westlb Ssg Capital Protected Income Plan (Income) | 97.54 | 15 March 2007 | 15 March 2013 |